

Understanding Measurement Performance and Specifications

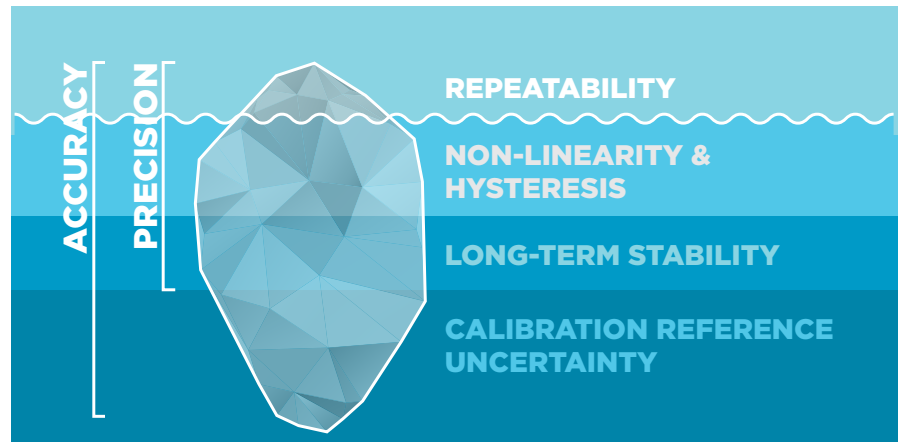
The quality of a measurement device is often evaluated by a simple question: How accurate is the measurement? While this question seems simple enough, the answer may not always be. Choosing the most suitable measurement instrument requires an understanding of the factors that contribute to the uncertainty of a measurement. This in turn provides an understanding of what is stated in the specifications – and what is not.

The performance of a measurement is defined by its dynamics (measurement range, response time), accuracy (repeatability, precision, and sensitivity), and stability (tolerance for aging and harsh environments). Of these, accuracy is often considered to be the most important quality; it is also one of the most difficult to specify.

Sensitivity and Accuracy

The relationship between the change in measurement output and the change in reference value is called sensitivity. Ideally this relationship is perfectly linear, but in practice all measurements involve some imperfections or uncertainty.

The agreement of the measured value with the reference value is often simply called “accuracy”, but this is a somewhat vague term.



Specified accuracy usually includes repeatability, which is the capability of the instrument to provide a similar result when the measurement is repeated under constant conditions. (Figure 1) However, it may or may not include the hysteresis, temperature dependency, non-linearity, and long-term stability. Repeatability alone is often a minor source of measurement uncertainty, and if the accuracy specification does not include other uncertainties it may give the wrong impression of the actual performance of the measurement.

The relationship between the measurement values and a known reference is often referred to as the transfer function. (Figure 2) When a measurement is adjusted, this relationship is fine-tuned against a known calibration reference. Ideally, the transfer function is perfectly linear across the whole measurement range, but in practice most measurements involve some change in sensitivity, depending on the magnitude of the measurand.

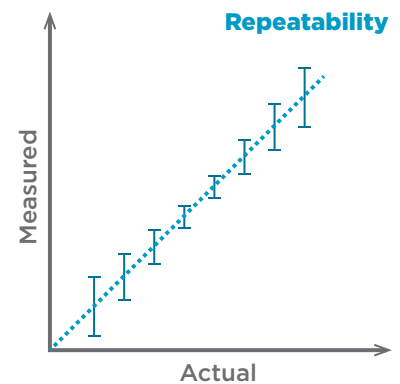


Figure 1: Repeatability

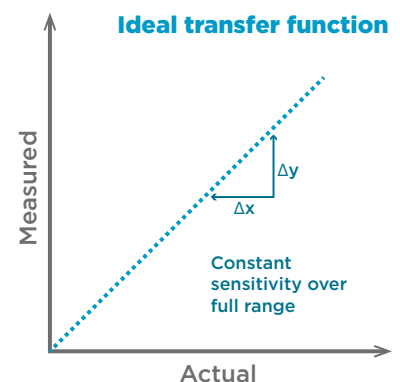


Figure 2: Transfer Function

This type of imperfection is referred to as non-linearity. (Figure 3) This effect is often emphasized at the extremes of the measurement range. It is therefore useful to check if the accuracy specification includes the non-linearity, and whether or not the accuracy is specified for the full measurement range. If it is not, this gives reason to doubt the measurement accuracy near the extremes.

Hysteresis is the change in measurement sensitivity that depends on the direction of the change in the measured variable. (Figure 4) This may be a significant cause of measurement uncertainty in the case of some humidity sensors, which are manufactured from material that bonds strongly to water molecules. If the specified accuracy does not indicate whether hysteresis is included, this source of measurement uncertainty will be left unspecified. In addition, if the calibration sequence is made in only one direction the effect of hysteresis will not be visible during calibration, and if hysteresis is omitted from the specification, it is also impossible to know the level of hysteresis in the measurement. Vaisala thin-film polymer sensors have negligible hysteresis, and this is always included in the specified accuracy.

Ambient conditions such as temperature and pressure also affect the accuracy of a measurement. If the temperature dependency is not specified and the operating temperature changes significantly, repeatability may be compromised. The specification may be given for full operating temperature, or for a specific, limited, or "typical" operating range. Specifications expressed in this way leave other temperature ranges unspecified.



Figure 3: Non-linearity

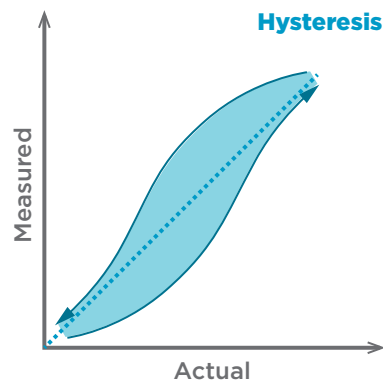


Figure 4: Hysteresis

Stability and Selectivity

The sensitivity of a measurement device may change over time due to aging. In some cases this effect may be accelerated by interference from chemicals or other environmental factors. If the long-term stability is not specified, or if the manufacturer is unable to provide recommendations for the typical calibration interval, the specification only actually indicates the accuracy at the time of calibration. A slow change in sensitivity (sometimes referred to as drift or creep) is harmful because it may be difficult to observe and might cause latent problems in control systems.

Selectivity is defined as the instrument's insensitivity to changes in factors other than the actual measurand. For instance,

humidity measurement performed in an atmosphere containing certain chemicals may be affected so that the measurement is actually influenced by the chemicals. This effect may be reversible or irreversible. The response to some chemicals may be exceedingly slow, and this cross-sensitivity to the chemical can easily be confused with drift. An instrument with good selectivity is not affected by changes in any factors other than the actual measurand.

Calibration and Uncertainty

If measurement readings deviate from the reference, the sensitivity of the instrument can be corrected. This is referred to as adjustment. Adjustment performed at one point is referred to as offset correction; two-point adjustment is a linear correction for both offset and gain (sensitivity). If the measurement has to be adjusted at several points, this might indicate poor linearity in the measurement, which has to be compensated for with non-linear multi-point corrections. In addition, if the adjustment points are the same as the calibration points, the quality of the measurement between adjustment points remains unverified.

Once the instrument has been adjusted, it is calibrated to verify its accuracy. Calibration, which is sometimes confused with adjustment, means comparing the measured value with a known reference, called a working standard. The working standard is the first element in the traceability chain, which means the series of calibrations and references up to the primary standard. Whereas a number of instruments calibrated against a certain reference may be accurate in relation to each other (high precision), the absolute accuracy with regards to the primary standard cannot be verified if the calibration uncertainty is not specified.

Traceability of calibration means that the chain of measurements, references, and related uncertainties up to the primary standard is known and professionally documented. This allows calculation of the uncertainty of the calibration reference and determination of the instrument's accuracy.

What Is “Accurate enough”?

When choosing a measurement instrument, it is necessary to consider the level of accuracy required. For instance, in standard ventilation control applications where relative humidity is adjusted for human comfort, $\pm 5\%$ RH might be acceptable. However, in an application such as cooling tower control, more accurate control and smaller margins are required to increase operating efficiency.

When the measurement is used as a control signal, repeatability and

long-term stability (precision) are important, but absolute accuracy against a traceable reference is less significant. This is especially the case in a dynamic process, where the variations in temperature and humidity are large and the stability of the measurement, rather than absolute accuracy, is crucial.

On the other hand, if for example the measurement is used to verify that the testing conditions inside a laboratory are comparable with other laboratories, the absolute accuracy and traceability of calibration is of utmost importance. An example of such an accuracy requirement is in the standard TAPPI/ANSI T402 – *Standard conditioning and testing atmospheres for paper, board, pulp handsheets, and related products*, which defines the testing condition in a paper testing laboratory as $23 \pm 1,0\text{ }^\circ\text{C}$ and $50 \pm 2\%$ RH. If the specified accuracy of the measurement was e.g. $\pm 1,5\%$ RH but

the calibration uncertainty was $\pm 1,6\%$ RH, the total uncertainty with regards to the primary calibration standard would exceed the specification, and the performed analyses – which are heavily dependent on ambient humidity inside the testing facility – would not be comparable and it would not be possible to confirm that the analyses were performed under standard conditions.

Accuracy specification alone, without information about the calibration reference uncertainty, leaves the absolute accuracy of the instrument undefined.

Vaisala takes pride in providing professional and comprehensive specifications that are based on international standards, scientific testing methods, and empirical data. For customers this means comprehensive and reliable information that supports them in making the correct product choices.

Product	Vaisala HMT330	Brand A	Brand B
Accuracy at room temperature	$\pm 1,0\%$ RH (0 ... 90 %RH) $\pm 1,7\%$ RH (90 ... 100 %RH) at $+15 \dots +25\text{ }^\circ\text{C}$ ($+59 \dots +77\text{ }^\circ\text{F}$)	$\pm 0,8\%$ RH, at $23\text{ }^\circ\text{C}$	$\pm 1,3\%$ RH, at $23\text{ }^\circ\text{C}$
Full temperature range accuracy	$\pm (1,5 + 0,015 \times \text{reading})\%$ RH	Unknown	Unknown
Repeatability	Included in above figure	Unknown	Unknown
Hysteresis	Included in above figure	Unknown	Unknown
Non-linearity	Included in above figure	Unknown	Unknown
Calibration uncertainty	$\pm 0,6\%$ RH @ 0 ... 40 %RH $\pm 1,0\%$ RH @ 40 ... 97 %RH temperature $\pm 0,10\text{ }^\circ\text{C}$ ($\pm 0,18\text{ }^\circ\text{F}$)	Unknown	Unknown

Figure 5: Comparison of accuracy information in specifications of three different brands of high-accuracy humidity transmitter.

Questions to Ask when Choosing an Instrument

- Does the specified accuracy include all possible uncertainties: repeatability, non-linearity, hysteresis, and long-term stability?
- Does the specified accuracy cover the full measurement range, or is the range for accuracy specification limited? Is the temperature dependency given in the specification, or is the temperature range defined in the accuracy specification?
- Is the manufacturer able to provide a proper calibration certificate? Does the certificate include information on the calibration method, the references used, and professionally calculated reference uncertainty? Does the certificate include more than one or two calibration points, and is the whole measurement range covered?
- Is the recommendation for the calibration interval given, or is the long-term stability included in the accuracy specification? What level of selectivity is required in the intended operating environment? Is the manufacturer able to provide information on, or references for, the instrument's suitability for the intended environment and application?

Glossary

Measurement accuracy:	Closeness of agreement between a measured quantity value and a true quantity value of a measurand.
Measurement precision:	Closeness of agreement between indications or measured quantity values obtained by replicate measurements. Sometimes erroneously used to mean measurement accuracy .
Hysteresis:	A variation in measurement induced by a direction change.
Non-linearity:	A change in measurement sensitivity with regards to the magnitude of the measurand.
Calibration:	The comparison of a measurement value against a reference or calibration standard.
Calibration uncertainty:	The cumulative sum of measurement uncertainty for the calibration reference along the traceability path from the used calibration reference (working standard) up to the top-level reference (primary standard).
Adjustment:	The adjustment of the transfer function against a calibration standard. Adjustment at more than two points along the dynamic range indicates poor linearity of the measurement device.
Metrological traceability:	Property of a measurement result whereby the result can be related to a reference through a documented, unbroken chain of calibrations , each contributing to the measurement uncertainty.
Sensitivity:	A relation between the indication of an instrument and the corresponding change in a value of a quantity being measured.
Selectivity:	Independence of a measurement system for changes in other factors than the measurand (environmental variables, chemicals etc).
Resolution:	The smallest change in measured quantity that causes perceptible change in measurement indication. In electronic instruments, the resolution may be affected by analog output stage resolution and scaling.
Stability:	Property of a measuring instrument, whereby its metrological properties remain constant over time.

VAISALA

www.vaisala.com

Please contact us at

	www.esis.com.au
	Ph 02 9481 7420
	Fax 02 9481 7267
	esis.enq@esis.com.au



Scan the code for more information

Ref. B211482EN-A ©Vaisala 2016

This material is subject to copyright protection, with all copyrights retained by Vaisala and its individual partners. All rights reserved. Any logos and/or product names are trademarks of Vaisala or its individual partners. The reproduction, transfer, distribution or storage of information contained in this brochure in any form without the prior written consent of Vaisala is strictly prohibited. All specifications — technical included — are subject to change without notice.