

# POWERSCOUT™ SERIES

## NETWORKED POWER METERS

### 3037



**www.esis.com.au**  
 Ph 02 9481 7420  
 Fax 02 9481 7267  
 esis.enq@esis.com.au

**ESIS**  
 Industrial Electronics



## HIGH PERFORMANCE INSTRUMENTS FOR ENERGY MEASUREMENT

### INDUSTRY'S MOST DEPENDABLE & PRECISE ENERGY MEASUREMENT

The PowerScout series networked power meters are designed to provide timely and accurate consumption data to gain the upper hand on electrical costs in today's escalating energy market. PowerScout meters can capture kWh/kW energy and demand data as well as virtually all relevant energy parameters for diagnostics and monitoring on three-phase or single-phase circuit installations. The PowerScout's flexibility, size, and ease-of-use make them ideal tools for gathering detailed consumption data in commercial, industrial, government and retail environments.

### MAXIMUM VERSATILITY & FLEXIBILITY

Every PowerScout features field-selectable Modbus or BACnet protocols, interchangeable split-core or flexible RoCoil CTs, and direct USB setup. Connect via RS-485 or optional Ethernet and use the optional back-lit display (PS3037) to verify setup and check real time values. The PowerScout makes over 50 total electrical measurements, including energy and demand.



## FEATURES

- PowerScout meters monitor voltage, current, power, energy, and many other electrical parameters on single and three-phase systems.
- The PowerScout uses either BACnet or Modbus protocol and features digital pulse outputs. Available with Serial-only or with Ethernet.
- Positive and negative Modbus registers/BACnet objects allow for the PowerScout to be used on net metering projects.
- Mix-and-match a full range of Split Core or RoCoil™ Rogowski-style CTs
- PhaseChek™ LED indicators confirm proper CT orientation.
- Line-Powered\*: 80-600V Phase-to-Phase Power Supply.
- Data updates occur every 0.5 seconds (PS3037) or once every second (PS24).
- PS3037: Revenue grade. ANSI C12.20-2010 Class 0.2
- PS3037: DIN rail or panel mount
- PS3037: Optional back-lit display available for verifying setup and checking real time values.
- UL and CE Mark†

## APPLICATIONS

- Tenant Submetering
- Net Metering
- Data Center Monitoring
- Commercial
- Retail
- Industrial

\*Use on 120/240V, 480/277V, 580/355V, or 380/220V services. 50 or 60 Hz.

† PS3037 and PS24D (with enclosure) are UL Listed. PS24N (without enclosure) is UL Recognized. CE Mark on PS3037 and PS24 Serial models.




# POWERSCOUT™ 24

## HIGH-PERFORMANCE MULTI-CIRCUIT MONITORING



### POWERSCOUT 24 ANATOMY



### MAXIMUM FLEXIBILITY FOR HIGH-DENSITY MONITORING

The PowerScout 24 is a versatile, multi-channel instrument. The modular design allows it to be configured for monitoring multiple electrical circuits (sharing a common voltage source) or for current-only monitoring of branch circuits. It can be supplied with virtually any combination of DENT's internally-shunted split-core or RoCoil CTs. Monitor any combination of up to 8 three-phase or 24 single-phase electrical devices with the PowerScout 24.

With data updates every 1 second and accuracy better than 1% (depending on CT), the PowerScout 24 is well-suited for data center monitoring, tenant sub-metering, and for accountability metering in commercial, retail, and industrial facilities.

The PowerScout 24 is available as a bare circuit board (UL Recognized) or with a convenient rugged enclosure (UL Listed).

### COMMUNICATIONS: INDUSTRY-STANDARD MODBUS OR BACNET

Communications interface to the PowerScout 24 can be accomplished through standard serial RS-485 or USB, or optional Ethernet. The PowerScout can use either the BACnet IP or MS/TP protocol or Modbus TCP or RS-485 protocol for sending commands or retrieving data.

### FOOL-PROOF INSTALLATION

The PowerScout series instruments are line powered and do not require external power. Its power supply can accommodate service voltages ranging from 80-600V (phase-to-phase). DENT's patented PhaseChek™ circuitry includes a 3 LED indicator display that confirms proper CT-to-phase installation.

### OTHER STANDARD FEATURES

#### Pulse Output


The PowerScout 24 features 8 digital outputs - one per meter element. Use these digital outputs to send kWh or other pulses to a pulse counting device, such as a datalogger.

#### Pulse Input


The PowerScout 24 has two digital input ports which are used to count, accumulate, and scale pulses received from non-DENT external pulse initiating meters such as gas, water, or other electrical meters.

#### Power Out

In addition, the PowerScout 24 has a 5VDC, 200mA power out to power other devices such as a radio or gateway device.



Left: The PowerScout 24 can use up to 24 CTs to measure any combination single or three-phase loads. Mix and match any of DENT's RoCoil or Split core CTs to monitor building mains and smaller loads simultaneously with a single meter.



Right: The PowerScout is line-powered and the broadband power supply accommodates voltages from 80-600VAC.