

# IPC-6006

## 6-Slot Backplane Card Cage




### Features

- Open-frame card cage for embedded system
- Shockproof hold-down clamp design
- Support 6-slots full size and half size SBC
- Support one PS/2 power supply, one 3.5" HDD and one cooling fan



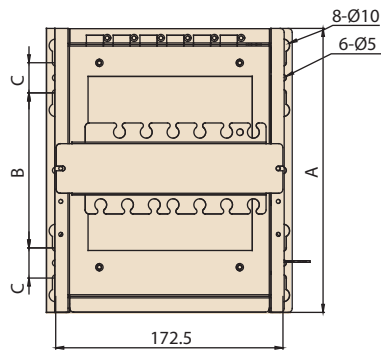
### Specifications

Model Name	IPC-6006	IPC-6006S
Supported Backplanes	PCA-6106-0B2E PCA-6106P3-0D2E PCA-6106P4-0A2E PCA-6105P5-0B2E	PCA-6106-0B2E PCA-6105P5-0B2E
Dimensions (W x H x D)	158 x 186 x 368 mm (6.2" x 7.3" x 14.5")	158 x 186 x 215 mm (6.2" x 7.3" x 8.4")
Weight	2.2 kg (4.8 lb)	1.6 kg (3.5 lb)

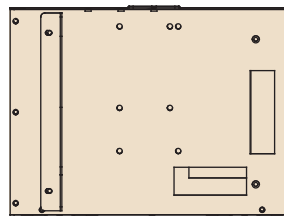
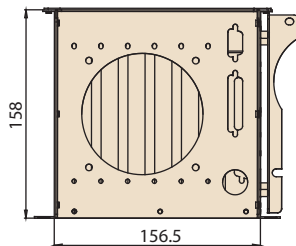


## Dimensions

Unit: mm [inch]



Dimensions	
IPC-6006	IPC-6006S
A	368
B	270
C	24



## Ordering Information

Part Number	Description
IPC-6006-BAREE	Full-size card cage without backplane
IPC-6006S-BAREE	Half-size card cage without backplane

## Passive Backplane Options

Part Number	Slot	Segment
PCA-6106-0B2E	6 ISA	Single
PCA-6106P3-0D2E	2 ISA, 2 PCI, 1 PICMG/PCI, 1 PICMG	Single
PCA-6106P4-0A2E	4 PCI, 2 PICMG	Single
PCA-6105P5-0B2E	5 PCI	Single