

# IPC-6806S-D

## 6-Slot Desktop/Wallmount Compact Chassis for Half-Sized Slot SBC



### Features

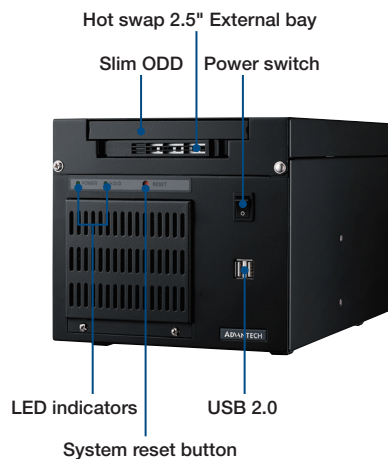
- One Hot-swap 2.5" drive bay
- Two front accessible USB 2.0 ports
- Support 6-slot PICMG 1.3/1.0 backplane
- Easy maintain system fan and filter

CE FCC

### Specifications

Model Name	IPC-6806S		
CPU Card Form Factor	Half-sized		
Drive Bay	External Slim ODD port	1	
	Internal 3.5"	1	
	Hot-Swap drive bay	1 (only for HDD thickness with 9.6 mm / SAS not supported)	
Cooling	Fan	1 (9cm / 53 CFM)	
	Air Filter	Yes	
Front I/O Interface	USB 2.0	2	
Miscellaneous	LED Indicators	Power and HDD	
	Control	Power switch and system reset buttons	
Environment	Operating Temperature	0 ~ 40° C (32 ~ 104° F)	Non-Operating -20 ~ 60° C (-4 ~ 140° F)
	Humidity	10 ~ 85% @ 40° C, non-condensing	10 ~ 95% @ 40° C, non-condensing
	Vibration (5 ~ 500 Hz)	0.5 Grms	2 G
	Shock	10 G (with 11 ms duration, half sine wave)	
	Physical Characteristics	Dimensions (W x H x D)	191 x 178 x 290 mm (7.5" x 7.01" x 11.42")
	Weight	5.6 kg (12.3 lb)	

### Front View

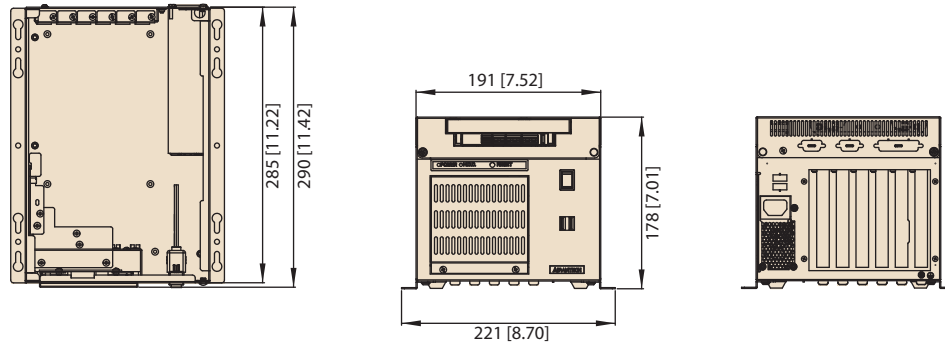


### Inside View



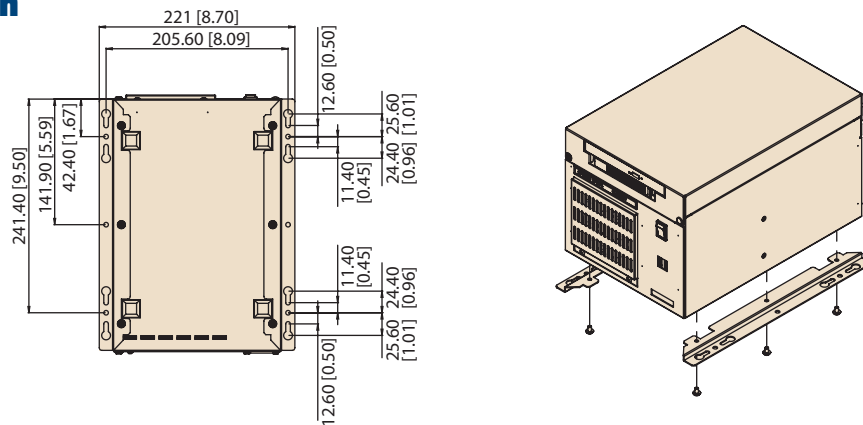
## Dimensions

Unit: mm [inch]



## Installation

Unit: mm [inch]



## Ordering Information

Part Number	Color	CPU Card Form Factor	Power Supply Wattage	Backplane	Switch
IPC-6806S-25DE	Black	Half-sized	250W	-	AT