

IPC-7220

Desktop/wallmount Chassis for ATX/mATX Motherboard



Features


- Two 5.25" and two 3.5" shock-resistant drive bays
- Lockable front door to prevent unauthorized access
- LED indicators and alarm notification for system fault detection
- Easy-to-maintain system fan and air filter
- Low noise system fan
- Built-in Intelligent System Module enables whole system fan control and remote manageability

Quiet

CE FCC

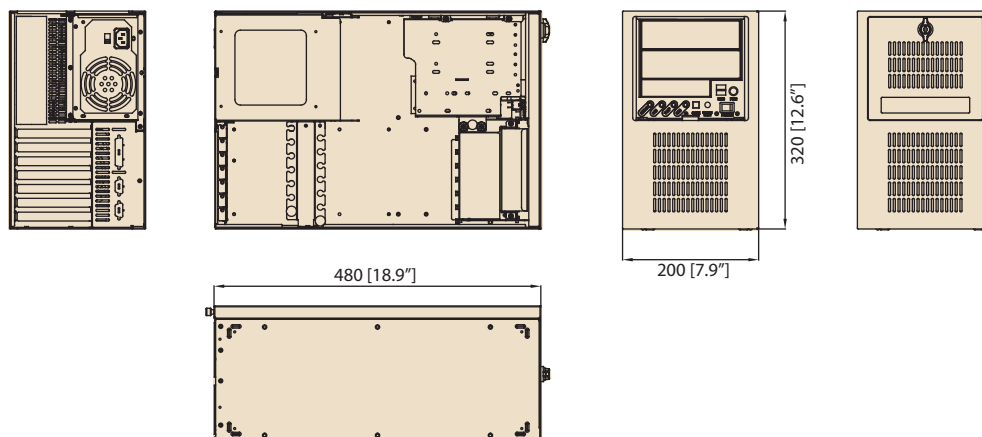
Specifications

		External	Internal
Drive Bay	5.25"	2	-
	3.5"	1	1
Cooling	Fan	1 (12 cm / 85 CFM)	
	Air Filters	2 (one 7 x 12 cm and one 12 x 12 cm)	
	Smart Fan	System fan speed referring to chassis thermal sensor, or CPU temperature (Available with selected Advantech MBs/CPU cards)	
Front I/O Interface	USB 2.0	2	
	PS/2	PS/2 keyboard and mouse, or PS/2 keyboard depends on the enclosed motherboard	
Miscellaneous	LED Indicators	Power, HDD, temperature and fan	
	Control	Power switch, system reset and alarm reset buttons	
	Rear Panel	Reserved Two 9-pin D-Sub openings, one LPT opening	
Intelligent System Module Remote Monitoring	CPU/System fan speed , CPU/System temperature , motherboard voltage (Only selected Advantech MBs/CPU cards with WISE-PaaS/RMM installed can fully enable these functions, check with Advantech local rep. for detailed information.)		
Environmental		Operating	Non-Operating
	Temperature	0 ~ 40 °C (32 ~ 104 °F)	-20 ~ 60 °C (-4 ~ 140 °F)
	Humidity	10 ~ 85% @ 40 °C, non-condensing	10 ~ 95% @ 40 °C, non-condensing
	Vibration (5 ~ 500 Hz)	1 Grms	2 G
	Shock	10 G (with 11 ms duration, half sine wave)	
Physical Characteristics	Dimensions (W x H x D)	200 x 320 x 480 mm (7.9" x 12.6" x 18.9")	
	Weight	14 ka (30.8 lb)	



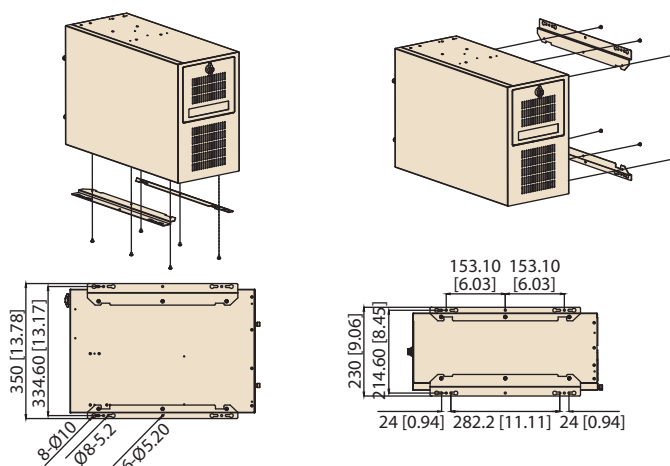
Dimensions

Unit: mm [inch]



Installation

Unit: mm [inch]



Ordering Information

Part number	Power Supply	Wattage	Switch Type
IPC-7220-00BE	-	-	ATX
IPC-7220-30BE	PS8-300ATX-ZBE	300W	ATX
IPC-7220-40BE	PS8-400ATX-ZE	400W	ATX

Optional Accessories

Part Number	Description
IPC-DT-3120E	Mobile rack for converting a 3.5" drive bay to dual 2.5" SATA HDD trays
IPC-DT-5230E	Mobile rack for converting dual 5.25" drive bays to three 2.5" or 3.5" SATA HDD trays

Power Supply Options

Part Number	80 Plus Grade	Wattage	Type	Input
RPS8-350ATX-XE	Gold	350W	1+1 Redundant	AC 100 ~ 240V (full range)
RPS8-500ATX-XE	Bronze	500W	1+1 Redundant	AC 100 ~ 240V (full range)